

Monthly NEM Energy Statement

Service For

Clearly indicates where your charges were incurred. Some customers receive PG&E service at multiple locations, such as a home and rental property.

1

Questions About Your Bill?

If you have any questions, feel free to contact us using the information found here.

4

2

Your Account Summary

The account summary provides an overview of charges incurred, payments received, and your total amount due. Since you're a NEM customer, you only pay current gas charges (if you have a gas account) and current electric monthly charges. This is the minimum amount due that you must pay by the due date. It will not include actual charges for electricity until your True-Up month.

3

At-A-Glance Account Data

Your account number and due date are at the top of every page. It's good to have this information handy if you need to call us about your energy use.

5

Your Net Energy Metering Account Summary

This section is important to track how much you are estimated to pay at the end of your annual True-Up period. Please, pay attention to the YTD charges and when those charges are due (mm/yyyy).



ENERGY STATEMENT

www.pge.com/MyEnergy


Account No: 1023456789-0
 Statement Date: mm/dd/yyyy
 Due Date: mm/dd/yyyy

Service For:
 JOHN DOE
 1234 MAIN STREET
 ANYTOWN, CA 00000

Your Account Summary

Amount Due on Previous Statement	\$21.10
Payment(s) Received Since Last Statement	0.00
Previous Unpaid Balance	\$21.10
Current Electric Monthly Charges	\$10.72

Total Amount Due by mm/dd/yyyy **\$31.82**

 Savings alert placeholder

Questions about your bill?
 Solar Hotline: 1-877-743-4112 M-F 8-5
 General: 1-800-743-5000
 24 hours per day, 7 days per week
www.pge.com/MyEnergy

Local Office Address
 705 P Street
 Fresno, CA 93760

Your Enrolled Programs
 Net Energy Metering (NEM2)

Your Net Energy Metering (NEM) Account Summary

Year-to-date (YTD) NEM charges are based on your YTD usage. Your NEM balance will be reconciled on your annual True-Up statement (mm/yyyy) and other charges and taxes may apply. No credits will be carried over to your next True-Up period. Please see the "Summary of Your NEM YTD Charges" for more details.


Total NEM Charges Before Taxes	\$419.04
Total Electric Minimum Delivery Charges	-30.22
Estimated Taxes	22.59
YTD Estimated NEM Charges At True-Up	\$411.41

Important Messages
 For details of charges, taxes and surcharges, daily usage details from your SmartMeter, and additional payment options, you may access your account online at www.pge.com/MyEnergy. The California Alternate Rates for Energy (CARE) Program provides a monthly discount on energy bills for income-qualified household. Applying is free, easy and confidential. To see if you qualify, please visit www.pge.com/care or call 1-866-743-2273.

Neighborhood payment centers
 Did you know it's FREE to pay your PG&E bill at any of our 600 authorized neighborhood payment centers? Payments made by 5 p.m. will post to your PG&E account the same day. Locations and times of operation may be more convenient for your schedule. Call 1-888-743-0011 to find a location near you.

Please return this portion with your payment. No staples or paper clips. Do not fold. Thank you.

9 9 9 0 1 2 3 4 5 6 7 8 9 0 1 0 0 0 0 5 5 5 5 0 0 0 0 0 0 5 5 5 5

	Account Number: 1023456789-0	Due Date: mm/dd/yyyy	Total Amount Due: \$31.82
	Amount Enclosed: \$ <input type="text"/>		

JOHN DOE
 1234 MAIN STREET
 ANYTOWN, CA 0000

PG&E
 BOX 997300
 SACRAMENTO, CA 95899-7300




Page 1 of 6
 Recycled Paper
 30% Post-Consumer Waste

Summary of Your NEM Charges

The chart below shows how much net energy you generated or consumed each month and the associated charge or credit. The chart provides a summary of the total NEM charges from the start of your annual True-Up period and a monthly snapshot of your net energy use including time periods on your Time-of-Use rate schedule.

6



ENERGY STATEMENT

www.pge.com/MyEnergy

Account No: 1023456789-0
 Statement Date: mm/dd/yyyy
 Due Date: mm/dd/yyyy

Summary of Your NEM Year-to-Date (YTD) Charges

Service For: 1234 Main Street
 Service Agreement ID: 9087654321
 Rate Schedule: ETOUA XH Residential Time-of-Use Service

Summary of NEM Charges

Bill Period End Date	Net Peak Usage (kWh)	Net Off Peak Usage (kWh)	Net Usage (kWh)	Estimated NEM Charges Before Taxes	Estimated Taxes	Estimated Total NEM Charges
10/31/2016	102	621	723	\$139.63	\$7.61	\$147.24
11/30/2016	98	604	701	135.60	7.39	142.99
12/31/2016	101	620	722	143.81	7.59	151.40
TOTAL	301	1845	2146	\$ 419.04	\$22.59	\$ 441.63

Differences in net usage may occur due to rounding

Electric Charges

Bill Period End Date	Minimum Delivery Charges	Energy Charges*
10/31/2016	\$10.18	\$59.39
11/30/2016	9.86	57.60
12/31/2016	10.18	59.28
TOTAL	\$30.22	\$176.27

* Please go to pge.com/electricrates to find the generation component of your Energy Charges.

Explanation of Calculations

Your YTD Total NEM Charges represent the balance of your net usage since the start of your True-Up period. Charges are calculated each month but are not billed until the end of the True-Up period.

Your Summary of NEM Charges will be reset to zero at True-Up.

The Minimum Delivery Charge is billed monthly and credited at True-Up if the total NEM Charges Before Taxes or total State Mandated Non-Bypassable Charges are greater than your cumulative Minimum Delivery Charges. Refer to Detail of NEM Charges page for details about the State Mandated Non-Bypassable Charges.

Energy Charges are commodity costs related to energy usage and will be paid (if a positive amount) at True-Up when your NEM Charges Before Taxes are less than the sum of your total Minimum Delivery Charges and Energy Charges.

This is your YTD balance. Your total NEM balance will be reconciled on your True-Up statement (09/2017).

Total NEM Charges Before Taxes	\$ 419.04
Total Electric Minimum Delivery Charges	-30.22
Estimated Taxes	22.59
YTD Estimated NEM Charges At True-Up	\$ 411.41

Please contact the Solar Customer Service Center at 1-877-743-4112 for questions about your NEM charges

Visit www.pge.com/nembilling for a detailed explanation of NEM billing

Page 3 of 6
 Recycled Paper
 30% Post-Consumer Waste

Electric Charges

All PG&E customers pay the Minimum Delivery Charges monthly to stay connected to the grid. This Minimum Delivery Charge is used to pay for the transportation of the electricity over PG&E's grid. The Energy Charge is used to pay for the generation of electricity that PG&E provides, and will not affect your monthly bill but may increase the amount owed at True-Up.

7

8

Explanation of Calculations

This section explains how your monthly Electric Charges and year-to-date [YTD] NEM charges are calculated and factor into your True-Up bill. If you are eligible for Net Surplus Compensation those calculations will be applied at your annual True-Up.



ENERGY STATEMENT

www.pge.com/MyEnergy

Account No: 1023456789-0
Statement Date: mm/dd/yyyy
Due Date: mm/dd/yyyy

Summary of Your NEM Year-to-Date (YTD) Charges (continued)

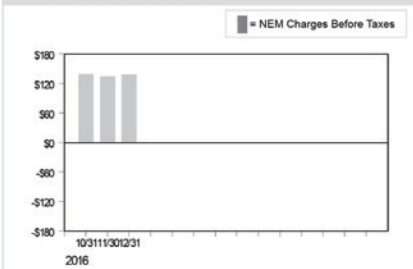
Service For: 1234 Main Street
Service Agreement ID: 9087654321
Rate Schedule: ETOUA XH Residential Time-of-Use Service



NEM Charts

These charges or credits provide a visual representation of both the monthly NEM charges and cumulative balance of those charges or credits month over month. This visual provides a way to monitor and better gauge what charges or credits will likely be at True-Up.

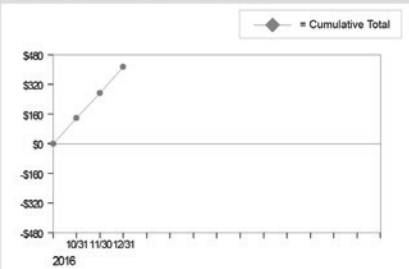
NEM Charges Before Taxes



Monthly NEM Charges

Monthly NEM Charges represent the cost of the electricity you use each month. You don't pay your monthly NEM balance each month. Instead, your Monthly NEM Charges are added up to calculate your Cumulative NEM balance, which you pay at True-Up.

Cumulative NEM Balance by Month



Cumulative NEM Balance

Cumulative NEM balance is a running total of your electricity costs and can increase or decrease depending on each month's use and generation. You only pay your Cumulative NEM balance at True-Up.



ENERGY STATEMENT

www.pge.com/MyEnergy

Account No: 1023456789-0
Statement Date: mm/dd/yyyy
Due Date: mm/dd/yyyy



Details of Electric Monthly Charges

Details of Electric Monthly Charges

mm/dd/yyyy - mm/dd/yyyy (32 billing days)

Service For: 1234 Main Street
Service Agreement ID: 9087654321
Rate Schedule: ETOUA XH Residential Time-of-Use Service
Enrolled Programs: Net Energy Metering (NEM2)

mm/dd/yyyy - mm/dd/yyyy

Minimum Delivery Charge ¹	## days @ \$0.296576/day	10.18
(Jurisdiction) Utility Users' Tax (X.XX%)		x.xx

Electric Monthly Charges \$10.72

¹The Minimum Delivery Charge is set by the CPUC. Your electric Minimum Delivery Charge for this period is \$10.58. This amount can include applicable discounts and may be deducted at True-Up if your total NEM Charges Before Taxes is greater than your total Minimum Delivery Charges.

Service Information

Meter #	1098765432
Consumption	721.573673 kWh
Net Generation	0.000000 kWh
Total Usage	721.573673 kWh
Baseline Territory	X
Heat Source	Electric
Serial	P
Rotating Outage Block	50

Additional Messages



Details of NEM Energy Charges


11

This portion of your statement shows the amount of electricity used for the current billing period and the associated charges or credits.

Monthly NEM Charges

12

This is the total NEM charge or credit for this billing period. This charge or credit is shown for informational purposes only and is reconciled at your annual True-Up.



ENERGY STATEMENT

www.pge.com/MyEnergy

Account No: 1023456789-0

Statement Date: mm/dd/yyyy

Due Date: mm/dd/yyyy

Details of NEM Charges

mm/dd/yyyy - mm/dd/yyyy (32 billing days)

Service For: 1234 Main Street
 Service Agreement ID: 9087654321
 Rate Schedule: ETOUA XH Residential Time-of-Use Service
 Enrolled Programs: Net Energy Metering (NEM2)

mm/dd/yyyy - mm/dd/yyyy

Baseline Allowance	492.90 kWh	(31 days x 15.9 kWh/day)	
Net Usage			
Peak	101.406420 kWh	@ \$0.28530	\$28.93
Off Peak	620.167253 kWh	@ \$0.27100	168.07
Baseline Credit	492.900000 kWh	@ -\$0.11709	-57.71
NBC Net Usage Adjustment			-12.10
State Mandated Non-Bypassable Charge ¹			16.62
Energy Commission Tax			0.21
San Jose Utility Users' Tax (5.000%)			6.96
San Jose Franchise Surcharge			0.42

Service Information

Meter # 1098765432
 Consumption 721.573673 kWh
 Net Generation 0.000000 kWh
 Total Usage 721.573673 kWh
 Baseline Territory X
 Heat Source Electric
 Serial P
 Rotating Outage Block 50

Additional Messages

The State Mandated Non-Bypassable Charge (NBC) is calculated based on your energy usage and is relevant to determine the True-Up amount. This charge includes the following fees: Public Purpose Programs, Nuclear Decommissioning, DWR Bond Charge and Competition Transition Charge. The NBC Net Usage Adjustment is to ensure that you don't pay for NBCs twice.


Monthly NEM Charges

Your NEM balance will be reconciled on your True-Up statement (mm/yyyy).

Average Daily Usage (kWh/day)		
Last Year	Last Period	Current Period
N/A	23.38	23.38

\$151.40

² The State Mandated Non-Bypassable Charge (NBC) cannot be reduced by any net generation credits. If applicable, additional discounts are included in the NBC.



Visit www.pge.com/nembilling for a detailed explanation of NEM billing

Page 6 of 6
 Recycled Paper
 30% Post-Consumer Waste