









CALL 811 BEFORE YOU DIG

- Underground pipelines and wires can be anywhere. They are often made of or encased in plastic, and may be just inches below the surface. Before doing any kind of digging, call 811 or submit a request online at least two business days before you dig to have your utility company mark the locations of buried utility-owned lines.
- 811 can help prevent injury, costly property damage and temporary loss of utility service.
- To have customer-owned lines located and marked before a project, contact a qualified pipe-locating professional.
 - Please be aware that natural gas companies do not mark customer-owned natural gas lines, which typically run from the natural gas meter to the customer's appliances and equipment.
- Use only hand tools within 24 inches of each marked utility line to carefully determine its exact location before using any power excavation equipment in the area.
- Report even minor natural gas line damage so that the natural gas utility inspects the lines and perform any needed repairs.
 - A slight gouge, scrape or dent to a pipeline or its coating or any component attached to, or running alongside the pipe, such as a wire, may cause a dangerous break or leak in the future.



**Know what's below.
Call before you dig.**

	WHITE – Proposed Excavation
	PINK – Temporary Survey Markers
	RED – Electric Power Lines, Cable, Conduit, and Lighting Cables
	YELLOW – Gas, Oil, Steam, Petroleum, or Gaseous Materials
	ORANGE – Communications, Alarm, Cable or Conduit
	BLUE – Potable (Drinkable) Water
	PURPLE – Reclaimed Water, Irrigation and Slurry Lines
	GREEN – Sewer and Drain Lines