

# Trees and shrubs for power line-friendly landscaping



Bay Area and Inland

At Pacific Gas and Electric Company (PG&E), our most important responsibility is the safety of our customers and the communities we serve.

As part of that responsibility, we created this guide to help you select the right trees and shrubs when planting near power lines. Planting the right tree in the right place will help promote fire safety, reduce power outages and ensure beauty and pleasure for years to come.

**Plan before you plant** **1**

**How to plant and care for your tree** **4**

**Key characteristics of recommended small trees** **6**

**Keeping the lights on and your community safe** **17**

# Plan before you plant

## Consider these questions for successful planting:

### 1. What types of utility lines are near you?

Planting restrictions for trees and other vegetation vary widely for different types of utility lines—electric transmission lines, electric distribution lines and gas pipelines.

### 2. Are you planting in a high fire-threat area?

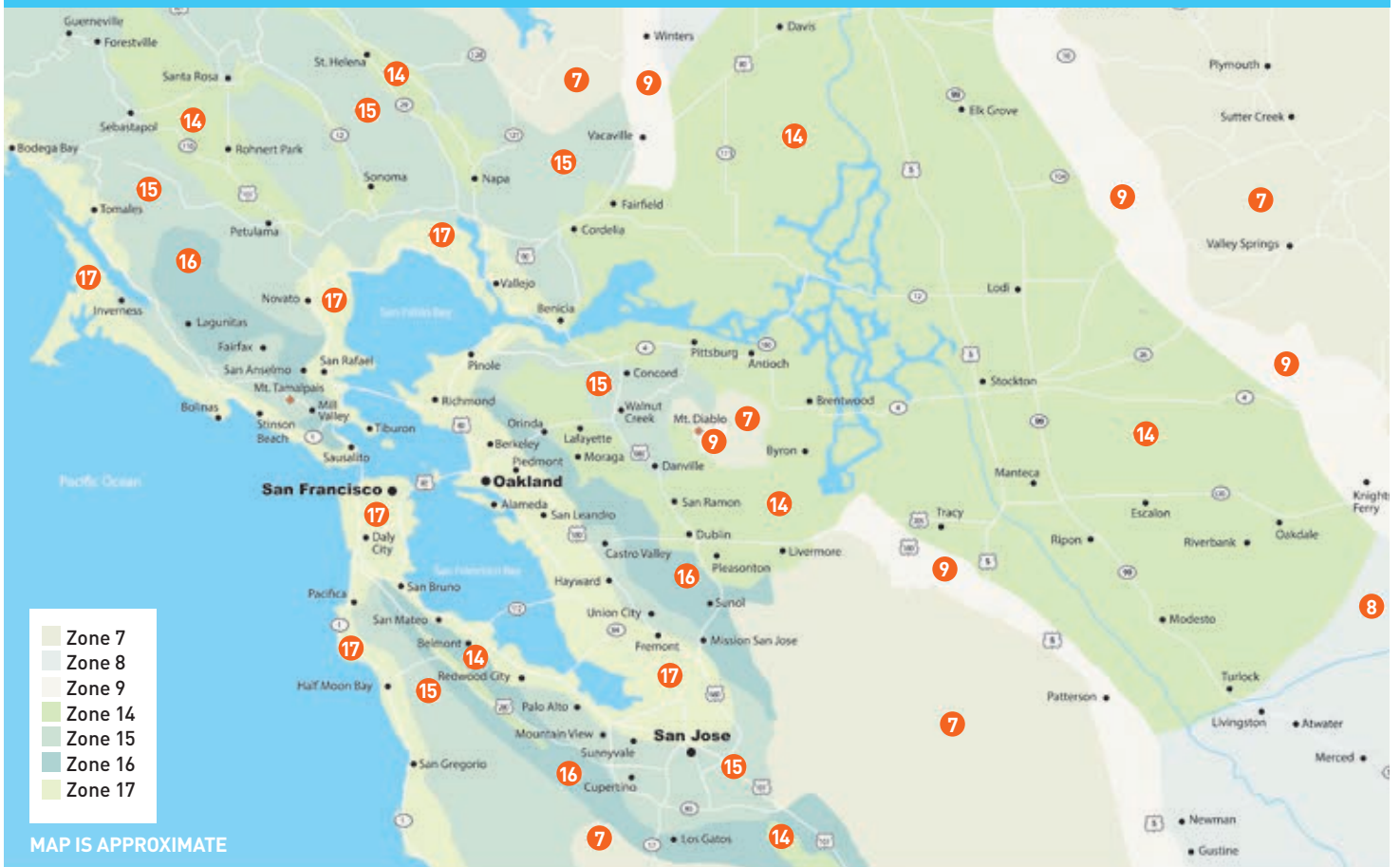
If you live in an area designated as high fire threat by the California Public Utilities Commission (CPUC), you can take steps to help reduce wildfire risks.

### 3. Are there any underground utility lines?

To avoid contact with underground utilities, **call 811** at least two working days before digging. Workers will visit your property free of charge to mark the location of gas lines or other underground utilities so you can avoid them.

Learn which plants will thrive in your region. Refer to the *Sunset Western Garden Book* map below to find your planting zone.

## Bay Area and Inland Climate Zones: 7–9 and 14–17



## Planting with fire safety in mind

You can help reduce wildfire risks by choosing the right plants, trees and shrubs and by following new vegetation and fire safety standards that require greater clearances between trees, limbs and power lines.

### Create defensible space

In addition to maintaining a safe distance between trees and power lines, we recommend fire-resistant plants in high fire-threat areas. Their purpose is to replace important plants for wildlife in areas where brush and tree removal can leave an area bare.

### Fire-resistant plant features include:

- High moisture content
- Minimal buildup of dry vegetation
- Fewer branches and leaves
- Slow growing
- Stems, leaves or needles that are not oily or waxy

To learn more about high fire-threat areas visit [cpuc\\_firemap2.sig-gis.com](http://cpuc_firemap2.sig-gis.com).

### A Planting outside of high fire-threat areas

Planting restrictions for trees and other vegetation vary widely for different types of utility power lines—electric transmission, electric distribution and gas pipelines. Please consider the following when planting near:



**Distribution power lines:** Select only small tree species that will grow no taller than 25 feet at maturity. (See page 6 for examples.)



**Transmission power lines:** Plant only low-growing shrubs under the wire zone and only grasses within the area directly below the tower. Along the border of the transmission line right-of-way, plant only small trees that cannot grow taller than 10 feet.

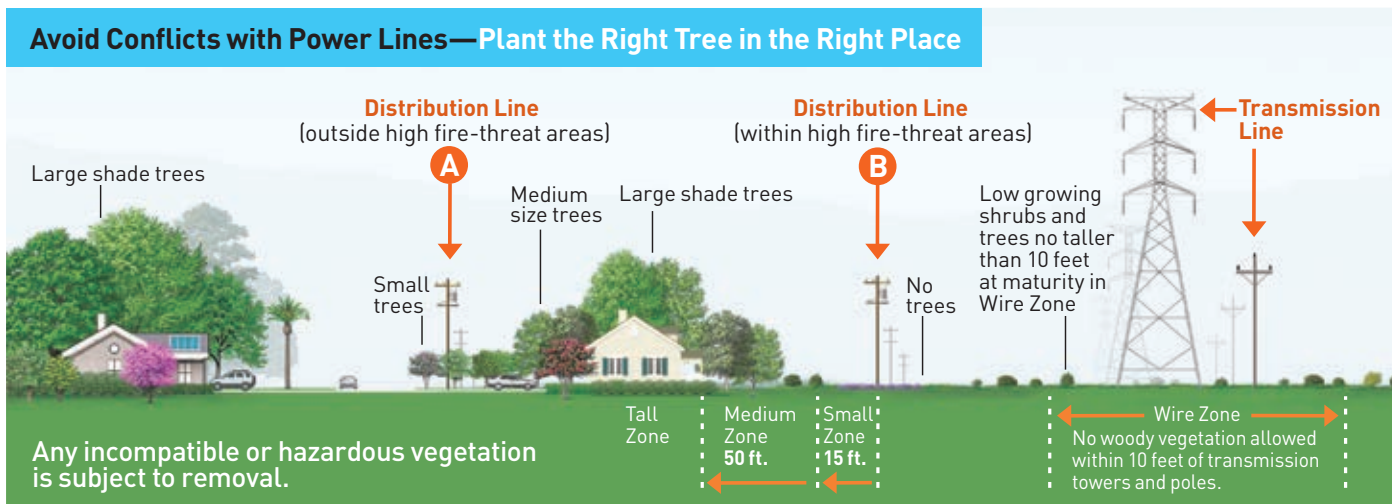
### B Planting within high fire-threat areas

You play a vital role to ensure that the right tree is safely planted in the right place. This planting guide will help you select a species of tree and appropriate planting location that is compatible with our safety clearances.

**Small zone:** Within 15 feet of the wires on the pole, plant only low-growing plants less than 12 inches at maturity that have high moisture, and low sap or resin content.

**Medium zone:** From 15 to 50 feet of the wires on the pole, plant trees that reach no taller than 40 feet at maturity.

**Tall zone:** At least 50 feet away from the wires on the pole, you may plant trees that grow taller than 40 feet at maturity.



## Proper tree and site selection

Always consider tree size when planting where space is limited—near power lines, in narrow side yards or close to buildings.

Small trees that grow no taller than 20 feet are the right choice.

1. When planting near distribution lines in high fire-threat areas, plant only low-growing, fire resistant shrubs.
2. Small flowering trees or shrubs add interest and beauty to the landscape and may attract butterflies and hummingbirds.
3. Many small tree species add curb appeal and help improve your neighborhood.
4. Small trees produce fruit or nuts that attract birds and other wildlife.
5. Small trees create hedges for privacy or screening.
6. Small trees add interest and beauty to small spaces.



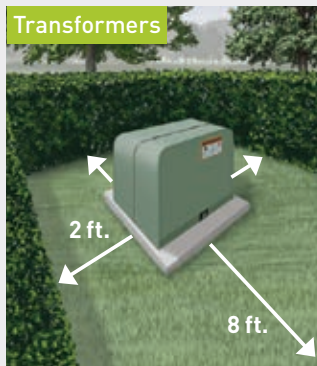
### When planting, you should AVOID:

Streets



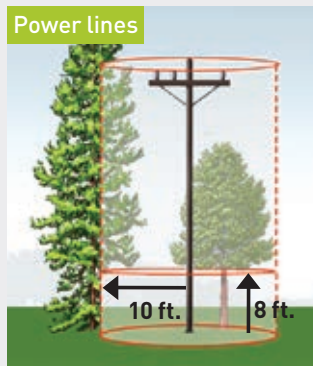
- 1 Blocking vision at street corners. Plant at least 10 feet from the curb at corners.
- 2 Planting too close to sidewalks, streets or driveways.

Transformers



Planting closer than 8 feet from the front and 2 feet from the back and sides of pad-mounted transformers.

Power lines



Planting within 10 feet of the base of utility poles and allowing vegetation that can grow more than 8 feet above the ground.

### Safety tip for planting

#### Know what's below

To remain safe while planting trees, shrubs or flowers, **call 811 at least two days before digging.** Workers will visit your property free of charge to mark the location of gas lines or other underground utilities so you can avoid them.

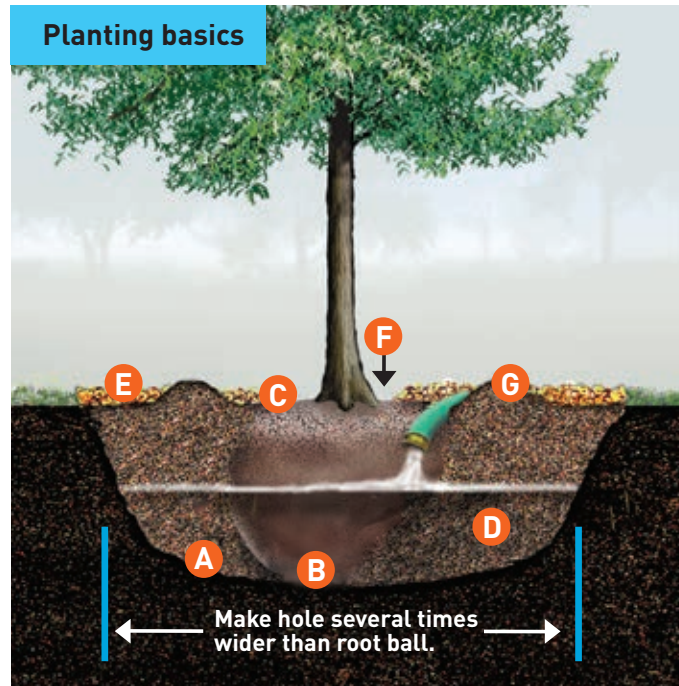


# How to plant and care for your tree

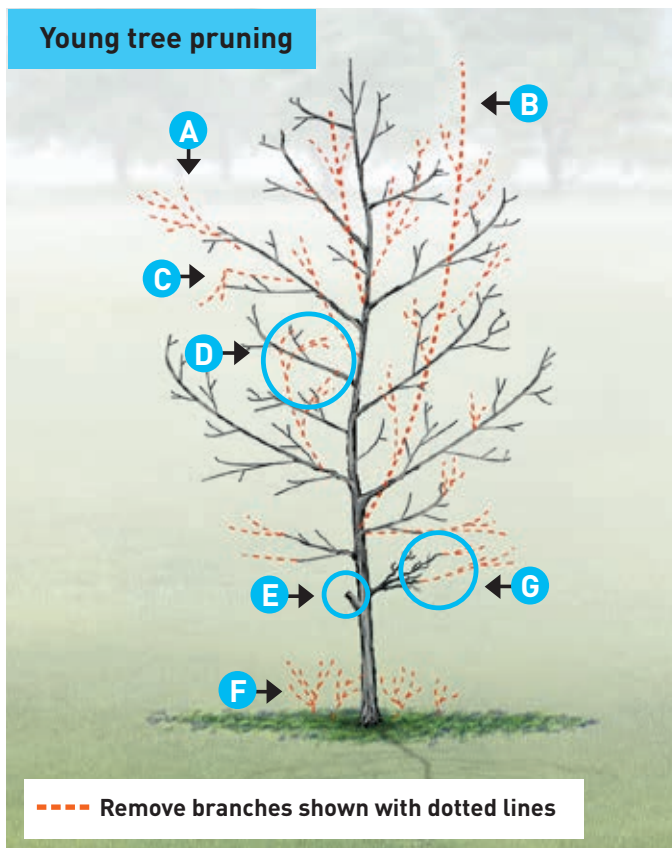
- 1. Prepare the planting area.** Mark an area several times wider than the root ball diameter. Loosen this area to about the depth of the root ball.
- 2. Dig the hole.** Shallow is better than deep. Ensure the sides of the hole are rough and uneven. In hard soils, a rough edge to the hole helps new roots grow out into the surrounding soil.
- 3. Place the tree in the hole.** The trunk flare should be at or just above the soil surface. Planting too deep is the most common mistake since soil above the trunk flare causes the bark to rot.
  - **For containerized trees,** gently remove the container from root ball. Don't pull by the trunk. Loosen roots with finger tips and prune away damaged or circling roots.
  - **For balled and burlapped trees,** rest the root ball in the center of the hole. Reshape the hole if necessary so the tree will be straight and at the proper level. Carefully, remove the burlap and any other material away from the sides and top of the root ball.
- 4. Loosen the soil near the trunk.** Find the trunk flare, which should be visible at the top of the root ball. If the trunk flare is not visible, remove soil from the top of the root ball until it is visible.
- 5. Tree adjustments.** Stand back and look at the tree before putting soil back into the hole. Careful adjustments can be made at this time to the planting height and the direction the branches face without seriously harming the roots.
- 6. Do not add fertilizer at time of planting.** Do not add compost or other material to the hole. Fertilizer may be added at the drip line of the tree after the first year if poor growth is experienced. Follow fertilizer manufacturer's instructions; too much will injure or kill the tree.
- 7. Fill the hole with original soil around the tree.** Gently backfill the hole using one-third of the soil at a time. Break up dirt clods and remove any grass, weeds or rocks. Lightly pack the soil with the shovel handle to remove air pockets. Do not stamp on or compress soil heavily. The best soil for root growth has spaces for both air and water, but not large air pockets. Refill and pack again until soil is even with top of root ball. The trunk flare should be slightly above the soil. Water thoroughly.
  - **For trees not planted in a lawn,** construct a small earthen dam or berm, less than four inches tall, with excess soil just outside of the root ball zone. This will help hold water until it soaks into the soil, rather than letting it run off. The berm is temporary while your tree becomes established and, in most cases, should be removed two years after planting.
- 8. Cover the entire loosened area of soil.** Use three to four inches of mulch. Keep mulch away from the trunk of the tree to prevent disease.
- 9. Stake only if tree stability is a problem.** Staking is a temporary measure to allow the trunk to develop strength. The sooner the stakes and ties are removed the stronger your tree will be. If staked, typically this should be one to two years and no longer than three. Reddy Stakes are the easiest to use and are available from your local nursery.
- 10. Water:** New trees need about 1 inch of water per week for about two years. This is true for all trees including native and drought tolerant. Be careful not to drown the roots; they need air to grow as well. Water slowly by hand.

# How to plant and care for your tree

- A.** Dig hole no deeper than root ball.
- B.** Bottom of root ball on firm soil.
- C.** Top of root ball level with or slightly above ground.
- D.** Backfill with original soil, tamping gently and watering briefly when filling hole.
- E.** Mulch 3–4 inches deep in circle around tree.
- F.** Keep mulch away from trunk.
- G.** If not planting in a lawn, build a soil dam 3–4 feet from trunk.



## Young tree pruning



- A.** Remove limbs that extend beyond the natural crown of the tree.
- B.** Remove competing stems to develop a single trunk.
- C.** Remove dead, broken or crossing limbs.
- D.** Remove limbs that turn inward towards the trunk.
- E.** Do not leave branch stubs.
- F.** Remove root suckers and sprouts.
- G.** Shorten low branches to develop trunk thickness.

# Key characteristics of recommended small trees

(Reference zone map on page 1)



## Weeping Bottlebrush


*Callistemon viminalis*

A beautiful tropical tree that produces scarlet blossoms March through July, this tree attracts hummingbirds and is drought tolerant. It is ideal for creating high hedges that screen views. Not suitable for windy areas or near the street. Grows well in restricted soil space.

**Mature height: 25 feet. Zones 8–9, 14–17.**

EVERGREEN

**Fire-resistant** ☀️🌑 FULL SUN-PARTIAL SHADE



## Buttonbush


*Cephalanthus occidentalis*

Produces unusual flowers that smell like honey and attract butterflies and hummingbirds. Its seeds provide wildlife food, especially for ducks, and its thick foliage provides habitat for many wetland birds. Useful for naturalizing wet areas.

**Mature height: 20 feet. Zones 7–9, 14.**

DECIDUOUS, CALIFORNIA NATIVE

**NOT fire-resistant** ☀️🌑 FULL SUN-PARTIAL SHADE



## California Buckeye

*Aesculus californica*

This tree, native to the dry slopes of the Coast Ranges and Sierra Nevada foothills, makes an excellent choice for low water use areas. In spring, fragrant, cream-colored flower plumes transform it into a giant candelabra. Following winter leaf drop, its silvery bark creates an interesting silhouette.

**Mature height: 25 feet. Zones 7–9, 14–17.**

DECIDUOUS, CALIFORNIA NATIVE

**Fire-resistant** ☀️🌑 FULL SUN-PARTIAL SHADE



## Camellia Reticulata

*Camellia reticulata*


The main decorative feature is its spectacular flowers, which bloom January through May. This tree is very susceptible to cold. It develops better form and heavier foliage in open ground. Good for shrub borders and screens.

**Mature height: 20 feet. Zones 7–9, 14–17.**

EVERGREEN

**Fire-resistant** 🌑🌑 PARTIAL-FULL SHADE





**Kwanzan Cherry**  
*Prunus serrulata* 'Kwanzan'

A beautiful decorative flowering tree with yellow fall color, this cherry does not bear fruit. Often used near a patio or as a specimen away from lawn grass competition, this tree is not suitable for planting near the street.

**Mature height: 25 feet. Zones 7, 14–17.**  
DECIDUOUS

**Fire-resistant** ☀️🌑 FULL SUN-PARTIAL SHADE



**Cordia**  
*Cordia boissieri*

Wild olive is a native North American evergreen tree reportedly close to extinction. White flowers appear year-round and olive-like fruit attracts birds and other wildlife. Good near a deck or patio, in sidewalk cutouts and as a street tree.

**Mature height: 20 feet. Zones 8–9, 14–17.**  
EVERGREEN, NORTH AMERICAN NATIVE

**NOT fire-resistant** ☀️🌑 FULL SUN-PARTIAL SHADE



**Cockspur Coral Tree**  
*Erythrina crista-galli*

This beautiful, showy tree, which boasts brilliant red and fragrant flowers in spring, attracts hummingbirds. It is widely planted as a street or garden tree.

**Mature height: 20 feet. Zones 7–9, 14–17.**  
DECIDUOUS

**NOT fire-resistant** ☀️ FULL SUN




**Hopa Crabapple**  
*Malus hopa*

Grown for its adaptability, fragrant flowers and attractive, brightly colored fruit, this tree creates a warm glow of color each spring. It bears edible fruit and attracts wildlife. Good for sidewalk cutouts and as a street tree.

**Mature height: 25 feet. Zones 7–9, 14–17.**  
DECIDUOUS

**NOT fire-resistant** ☀️🌑 FULL SUN-PARTIAL SHADE



**Crape Myrtle**

*Lagerstroemia indica*

This is among the longest blooming trees in existence, with striking summer color and attractive fall foliage. It is a favorite small tree for landscaping. It is drought tolerant and well suited as a buffer near a street, deck or patio.

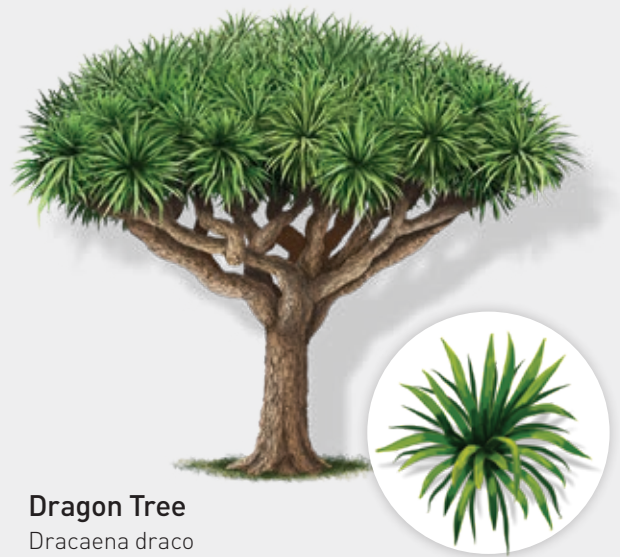
**Mature height: 25 feet. Zones 7–9, 12–14.**

DECIDUOUS

**NOT fire-resistant**



FULL SUN



**Dragon Tree**

*Dracaena draco*

Native to the Canary Islands, this palm-like, tropical tree grows slowly and can live for hundreds of years. It is drought tolerant and makes a dramatic statement in landscaping. It is a good choice for coastal areas since it tolerates salty spray and soils.

**Mature height: 25 feet. Zones 16–17.**

EVERGREEN

**NOT fire-resistant**



PARTIAL SHADE



**Weeping Dogwood**

*Cornus florida*

This is one of the most popular decorative trees and earliest springtime bloomers. It produces a non-edible fruit that attracts butterflies, birds and other wildlife. Use dogwood as a framing or background tree.

**Mature height: 25 feet. Zones 7–9, 14–16.**

DECIDUOUS

**NOT fire-resistant**



PARTIAL-FULL SHADE



**Fringe Tree**

*Chionanthus virginicus*

One of the most beautiful small trees when in full bloom, its purple-blue fruits attract many birds and other wildlife. Famous for its sweet but not overpowering fragrance, it is most commonly used as a free standing decorative tree.

**Mature height: 25 feet. Zones 15–17.**

DECIDUOUS, NORTH AMERICAN NATIVE

**NOT fire-resistant**



FULL SUN-PARTIAL SHADE



**Golden Ball Lead Tree**

*Leucaena retusa*

Bright yellow powder-puff blossoms appear April through October. They are prominent after heavy rain and attract butterflies and wildlife. It seeds itself, spreads rapidly and is drought tolerant. Good as an accent tree in a shrub border or backyard garden.

**Mature height: 25 feet. Zones 7-9, 14-17.**

EVERGREEN, NORTH AMERICAN NATIVE

**NOT fire-resistant** ☀️ FULL SUN



**Washington Hawthorn**

*Crataegus phaenopyrum*

The small white, abundant flowers in spring are followed by orange to red fruit that lasts until winter and attracts birds. The fall leaf color is striking orange and red. Well suited for creating a barrier or as a street tree.

**Mature height: 25 feet. Zones 7-9, 14-17.**

DECIDUOUS, NORTH AMERICAN NATIVE

**NOT fire-resistant** ☀️ FULL SUN



**Pineapple Guava**

*Feijoa sellowiana*

Hardest of the subtropic trees, it blossoms in spring and produces fruit in late summer and early fall. Both flowers and fruit are edible and attract birds and bees. The plants can be pruned into a small tree or a hedge.

**Mature height: 20 feet. Zones 7-9, 14-17.**

EVERGREEN

**NOT fire-resistant** ☀️🌑 FULL SUN-PARTIAL SHADE



**Yaupon Holly**


*Ilex vomitoria*

Tiny white flowers, which appear in spring, attract bees for several weeks. Bright red berries appear fall through winter and attract wildlife. Commonly used as a trimmed hedge, screen or windbreak. Well suited as a topiary.

**Mature height: 20 feet. Zones 7-9, 14-17.**

EVERGREEN, NORTH AMERICAN NATIVE

**NOT fire-resistant** ☀️🌑 FULL SUN-PARTIAL SHADE



### Kumquat

*Fortunella margarita*

Fragrant flowers, which blossom in late spring, attract butterflies and become fruit that look like tiny oranges in the fall. Great ornamental element in a landscape.

**Mature height: 25 feet. Zones 8–9, 14–17.**

EVERGREEN

**NOT fire-resistant** ☀️ FULL SUN



### Bronze Loquat

*Eriobotrya deflexa*

Small white, fragrant flowers appear in spring followed by small, inedible fruits. Leaves are a bright red-bronze or coppery color. Well suited as a decorative tree near the street or a shade tree for a patio or deck.

**Mature height: 25 feet. Zones 7–9, 14–17.**

EVERGREEN

**NOT fire-resistant** ☀️🌑 FULL SUN-PARTIAL SHADE



### Lemon Tree

*Citrus limon*

Dark green foliage and pure white, extremely fragrant blossoms make citrus a popular garden choice for frost-free locations. Juicy, fragrant edible fruit ripens in fall and winter. Well suited for shade or as a screen.

**Mature height: 25 feet. Zones 8–9, 14–17.**

EVERGREEN

**Fire-resistant** ☀️ FULL SUN



### Little Gem Magnolia

*Magnolia grandiflora* x 'little gem'

Fragrant white blossoms open to perfume the entire garden in late spring and turn into fuzzy brown cones with bright red seeds, which are used by a variety of wildlife. Well suited for a screen or hedge.

**Mature height: 20 feet. Zones 7–9, 14–17.**

EVERGREEN

**NOT fire-resistant** ☀️ FULL SUN



### Saucer Magnolia

*Magnolia x soulangeana*

Blooms open late winter to early spring producing a display of large white flowers shaded in pink. Can be used near a patio or deck. Best used as a stand-alone specimen in a sunny spot.

**Mature height: 25 feet. Zones 7–9, 14–17.**

DECIDUOUS

**NOT fire-resistant**



FULL SUN–PARTIAL SHADE



### Amur Maple

*Acer ginnala*

Its main decorative value is in its brilliant red fall foliage and pink/red-winged fruit. It is well suited as a patio tree, hedge or screen.

**Mature height: 25 feet. Zones 7–9, 14–16.**

DECIDUOUS

**NOT fire-resistant**



FULL SUN–PARTIAL SHADE



### Manzanita

*Arctostaphylos manzanita*

Popular for shiny red or mahogany colored bark, its pink to white flowers attract wildlife and provide nectar to butterflies and hummingbirds. It is very drought tolerant and looks green even in the hottest, driest part of the summer. Good for hillside covers, background plantings and screens.

**Mature height: 20 feet. Zones 7–9, 14–17.**

EVERGREEN, CALIFORNIA NATIVE

**Fire-resistant**



FULL SUN–PARTIAL SHADE



### Japanese Maple

*Acer palmatum*

Famous for its striking display of fall color when leaves turn brilliant shades of scarlet, yellow or orange, it is one of the most beautiful small trees for the landscape. Well suited as an accent tree.

**Mature height: 25 feet. Zones 7–9, 14–17.**

DECIDUOUS

**NOT fire-resistant**



PARTIAL–FULL SHADE



**Rattan Palm**  
*Rhapis humilis*

A hardy, slow growing and graceful-looking palm variety, it is especially well suited as a dense screen or hedge or accent tree.

**Mature height: 20 feet. Zones 16–17.**  
EVERGREEN

**NOT fire-resistant** ☀️🌑 PARTIAL-FULL SHADE



**Pinyon Pine**  
*Pinus edulis*

This rugged conifer is best known for its edible pine nuts. This pine grows slowly and does not overwhelm the surrounding area. It is more drought and wind tolerant than other pines. It provides good cover for wildlife. The tree works well in small, dry gardens and can be used to screen unwanted views, as a windbreak or an accent tree.

**Mature height: 25 feet. Zones 7–9, 14–17.**  
EVERGREEN, CALIFORNIA NATIVE

**NOT fire-resistant** ☀️🌑 FULL SUN-PARTIAL SHADE



**Sonoran Palo Verde**  
*Cercidium praecox*

Valued for its yellow floral display in spring, this plant is attractive to bees, butterflies and birds. It does well in arid climates and is tough and trouble-free. Well suited for streetscape plantings or as an accent tree.

**Mature height: 20 feet. Zones 14–17.**  
DECIDUOUS, NORTH AMERICAN NATIVE

**NOT fire-resistant** ☀️ FULL SUN




**Purple-Leaf Plum**  
*Prunus cerasifera* 'Newport'

Very popular for its unusual changing leaf color, which starts out ruby red, then turns reddish-purple, and finally greenish-bronze. The small white to light pink blossoms are followed by a crop of small, edible purple fruit. Often used as a decorative landscape element, it is good near patios and decks. Only plant the smaller 'Newport' or 'Thundercloud' varieties near power lines.

**Mature height: 25 feet. Zones 7–9, 14–17.**  
DECIDUOUS

**Fire-resistant** ☀️🌑 FULL SUN-PARTIAL SHADE



### Eastern Redbud

*Cercis canadensis*

Blossoms appear all over the tree in spring followed by beans, which provide food for hummingbirds and other wildlife. Not suitable as a street tree but well suited as an accent plant.

**Mature height: 25 feet. Zones 7–9, 14–17.**

DECIDUOUS, NORTH AMERICAN NATIVE

**NOT fire-resistant** ☀️🌑 FULL SUN–PARTIAL SHADE



### American Smoke Tree

*Cotinus obovatus*

Long flowers have a fluffy, grayish-buff appearance resembling a cloud. One of the best plants for fall color with orange, purple, red and yellow leaves. Best used in a shrub border or as a patio or accent tree.

**Mature height: 25 feet. Zones 7–9, 14–17.**

DECIDUOUS, NORTH AMERICAN NATIVE

**NOT fire-resistant** ☀️🌑 FULL SUN–PARTIAL SHADE



### Tangelo

*Citrus reticulata x citrus maxima*

Fragrant white flowers appear March through April and attract honeybees and butterflies. Edible, orange-colored fruit matures September through December. The best fruit is produced in warm summer areas. Well suited as an ornamental accent tree.

**Mature height: 25 feet. Zones 8–9, 14–15.**

EVERGREEN

**Fire-resistant** ☀️ FULL SUN



### Tasmanian Tree Fern

*Dicksonia antarctica*

Best known and hardiest of tree ferns, it has a dark brown trunk and dark green, lacy fronds that arch five to seven feet. Easy to transplant and establish, it makes a beautiful accent tree for a tropical effect or can be a backdrop to other plants.

**Mature height: 20 feet. Zones 8–9, 14–17.**

EVERGREEN

**NOT fire-resistant** 🌑🌑 PARTIAL–FULL SHADE



### Tea Tree


*Leptospermum petersonii*

Leaves have a strong lemon scent and when dried are used to make tea. Small white flowers bloom in spring to early summer. This is a fast-growing plant well suited for hedges, screening unwanted views or as a windbreak.

**Mature height: 20 feet. Zones 14–17.**

EVERGREEN

**NOT fire-resistant** ☀️🌑 FULL SUN-PARTIAL SHADE



### Common Witch Hazel

*Hamamelis virginiana*

The bark of this slow growing, drought tolerant plant is the source of the liniment witch hazel. It has bright foliage and yellow and red bloom clusters in the fall. It is well suited for borders and naturalistic, shady areas.

**Mature height: 25 feet. Zones 7–9, 14–16.**

DECIDUOUS, NORTH AMERICAN NATIVE

**NOT fire-resistant** ☀️🌑 FULL SUN-PARTIAL SHADE



### Toyon

*Heteromeles arbutifolia*

Also known as “Christmas Berry” or “California Holly,” this evergreen is native to California Coast Ranges and is great in butterfly and bird gardens. Drought resistant and low maintenance, it blooms in summer and bears beautiful red berries in winter. It is well suited for hedges, screens for unwanted views or as an accent tree.

**Mature height: 25 feet. Zones 7–9, 14–17.**

EVERGREEN, CALIFORNIA NATIVE

**NOT fire-resistant** ☀️🌑 FULL SUN-PARTIAL SHADE

**IMPORTANT NOTE:** This guide makes recommendations for planting small trees near distribution lines only.

Near or under transmission lines, plant only low-growing shrubs. Any incompatible vegetation is subject to removal.

If you are not sure if a power line is distribution or transmission, please call us at **1-800-743-5000**.



## Key characteristics of recommended small trees

The following is a guide to small trees suitable near distribution power lines only in areas that are not at high risk for wildfire. Work with your local nursery to identify other suitable plants for your specific planting zone.

Common/Scientific name	Mature ht.	Growth/yr.	Soil	Wildlife attraction and flower facts
<b>Bottlebrush, Weeping</b> <i>Callistemon viminalis</i>	25 feet	36 inches	Wet-Dry	Hummingbirds, screening, drought tolerant. <b>RED FLOWERS</b>
<b>Buckeye, California**</b> <i>Aesculus californica</i>	25 feet	24 inches	Moist-Dry	Hummingbirds, provides screening, blooms in spring. <b>WHITE, FRAGRANT FLOWERS</b>
<b>Buttonbush**</b> <i>Cephalanthus occidentalis</i>	20 feet	24-36 inches	Wet-Moist	Hummingbirds, butterflies, wildlife habitat. <b>CREAM OR WHITE, FRAGRANT FLOWERS</b>
<b>Camellia Reticulata</b> <i>Camellia reticulata</i>	20 feet	12-24 inches	Moist	Decorative, provides screening, not suitable for cold environment. <b>PINK, RED FLOWERS</b>
<b>Cherry, Kwanzan</b> <i>Prunus serrulata</i> 'Kwanzan'	25 feet	24 inches	Moist	Fall color, no fruit, not suitable for street planting. <b>PINK OR ROSE, FRAGRANT FLOWERS</b>
<b>Cockspur Coral Tree</b> <i>Erythrina crista-galli</i>	20 feet	24 inches	Moist-Dry	Hummingbirds, good for streets and gardens. <b>PINK OR RED, FRAGRANT FLOWERS</b>
<b>Cordia*</b> <i>Cordia boissieri</i>	20 feet	24 inches	Moist-Dry	Birds and wildlife, good for streets and patios. <b>YELLOW OR WHITE, FRAGRANT, YEAR-ROUND FLOWERS</b>
<b>Crabapple, 'Hopa'</b> <i>Malus</i> 'hopa'	25 feet	36 inches	Moist	Wildlife, edible fruit, good for streets and sidewalk cutouts. <b>RED OR ROSE, FRAGRANT FLOWERS</b>
<b>Crape Myrtle</b> <i>Lagerstroemia indica</i>	25 feet	24 inches	Moist-Dry	Long blooming period, fall color, good for narrow lawns, drought tolerant. <b>RED, PINK, PURPLE OR WHITE FLOWERS</b>
<b>Dogwood, Weeping</b> <i>Cornus florida</i>	25 feet	24 inches	Moist	Butterflies and wildlife, blooms in early spring. <b>WHITE, FRAGRANT FLOWERS</b>
<b>Dragon Tree</b> <i>Dracaena draco</i>	25 feet	12 inches	Moist	Slow growing, long lasting, drought tolerant. <b>CHARTREUSE OR WHITE FLOWERS</b>
<b>Fringe Tree*</b> <i>Chionanthus virginicus</i>	25 feet	12 inches	Moist	Birds and wildlife, decorative free-standing tree. <b>GREEN OR WHITE, FRAGRANT FLOWERS</b>
<b>Golden Ball Lead Tree*</b> <i>Leucaena retusa</i>	25 feet	12-36 inches	Well Drained	Butterflies and wildlife, accent tree, drought tolerant. <b>YELLOW FLOWERS</b>
<b>Guava, Pineapple</b> <i>Feijoa sellowiana</i>	20 feet	24 inches	Moist-Dry	Birds and bees, blooms in spring, edible flower and fruit. <b>PURPLE, RED OR WHITE FLOWERS</b>
<b>Hawthorn, Washington*</b> <i>Crataegus</i>	25 feet	24 inches	Moist-Dry	Wildlife, good screen or street tree. <b>WHITE FLOWERS</b>
<b>Holly, Yaupon*</b> <i>Ilex vomitoria</i>	20 feet	24 inches	Moist	Bees and wildlife, good hedge or screen. <b>TINY, WHITE FLOWERS</b>
<b>Kumquat</b> <i>Fortunella margarita</i>	25 feet	24 inches	Moist	Butterflies, edible fruit, decorative. <b>WHITE, FRAGRANT FLOWERS</b>

Chart continued on next page

## Key characteristics of recommended small trees

Common/Scientific name	Mature ht.	Growth/yr.	Soil	Wildlife attraction and flower facts
<b>Lemon Tree</b> Citrus limon	25 feet	24 inches	Moist	Edible fruit, good for shade or screening. <b>WHITE, FRAGRANT FLOWERS</b>
<b>Loquat, Bronze</b> Eriobotrya deflexa	25 feet	36 inches	Moist	Birds and wildlife, good for patios and decks. <b>WHITE, FRAGRANT FLOWERS</b>
<b>Magnolia, Little Gem</b> Magnolia grandiflora x 'little gem'	20 feet	12 inches	Moist	Wildlife, provides a dense screen. <b>WHITE, FRAGRANT FLOWERS</b>
<b>Magnolia, Saucer</b> Magnolia x soulangeana	25 feet	24 inches	Moist	Birds. <b>PINK, PURPLE OR WHITE, FRAGRANT FLOWERS</b>
<b>Manzanita**</b> Arctostaphylos manzanita	20 feet	12–24 inches	Moist–Dry	Butterflies, hummingbirds and wildlife, colorful bark. <b>PINK OR WHITE FLOWERS</b>
<b>Maple, Amur</b> Acer ginnala	25 feet	12–24 inches	Moist–Dry	Fall color, good for patios and decks, hedge or screen. <b>YELLOW, FRAGRANT FLOWERS</b>
<b>Maple, Japanese</b> Acer palmatum	25 feet	12–24 inches	Moist–Well Drained	Fall color, good as accent tree. <b>PURPLE FLOWERS</b>
<b>Palm, Rattan</b> Rhapsis humilis	20 feet	12 inches	Moist	Good screen or hedge, decorative, drought tolerant. <b>INCONSPICUOUS FLOWERS</b>
<b>Palo Verde, Sonoran*</b> Cercidium praecox	20 feet	36 inches	Moist–Dry	Bees, butterflies and birds, smooth green bark, blooms in spring, drought tolerant. <b>YELLOW FLOWERS</b>
<b>Pine, Pinyon**</b> Pinus edulis	25 feet	12 inches	Moist–Dry	Wildlife habitat, edible seeds, drought and wind tolerant. <b>INCONSPICUOUS FLOWERS</b>
<b>Plum, Purple-Leaf</b> Prunus cerasifera 'Newport'	25 feet	24 inches	Moist	Winter and spring floral display, edible fruit, self-sowing. <b>PINK OR WHITE, FRAGRANT FLOWERS</b>
<b>Redbud, Eastern*</b> Cercis canadensis	25 feet	36 inches	Moist	Hummingbirds and wildlife. <b>PINK OR ROSE FLOWERS</b>
<b>Smoke Tree, American*</b> Cotinus obovatus	25 feet	12–24 inches	Well Drained	Fall color. <b>PINK OR WHITE, SMOKE-LIKE EFFECT FLOWERS</b>
<b>Tangelo</b> Citrus reticulata x citrus maxima	25 feet	24 inches	Moist	Bees and butterflies, blooms in spring, edible fruit. <b>WHITE, FRAGRANT FLOWERS</b>
<b>Tasmanian Tree Fern</b> Dicksonia antarctica	20 feet	12 inches	Moist	Cold tolerant, easy to transplant and establish, good as an accent. <b>NO FLOWERS</b>
<b>Tea Tree</b> Leptospermum petersonii	20 feet	24 inches	Moist–Dry	Fragrant leaves, good for hedges, screening and as a windbreak. <b>WHITE FLOWERS</b>
<b>Toyon**</b> Heteromeles arbutifolia	25 feet	12–24 inches	Moist–Dry	Butterflies, hummingbirds and wildlife, drought tolerant. <b>WHITE FLOWERS</b>
<b>Witch Hazel, Common*</b> Hamamelis virginiana	25 feet	12–24 inches	Moist	Fall foliage and flowers, drought tolerant. <b>YELLOW, FRAGRANT FLOWERS</b>

\*North American Native

\*\*California Native

# Keeping the lights on and your community safe

At PG&E our most important responsibility is the safety of our customers and the communities we serve. We know how much trees mean to our communities, and we are committed to helping you ensure the right trees are located in the right places to help reduce wildfire risks and improve public safety.

Every year, we inspect each segment of **approximately 100,000 miles** of overhead power lines, with some locations patrolled multiple times a year. We prune or remove **1.4 million trees annually** and work to address dead and dying trees in areas affected by drought.

By planting the right tree in the right place, you can help reduce fire hazards, promote safety and reduce the risk of damage to properties and power lines.

For more information regarding tree planting near power lines or gas pipelines and to download a copy of this booklet, please visit: [pge.com/righttreerightplace](http://pge.com/righttreerightplace).

To verify the type of utility line near you, schedule an appointment with our tree care professionals or request gas pipeline planting information, please call **1-800-743-5000**.

## Additional references and resources:

PG&E Vegetation Management Program:  
[pge.com/trees](http://pge.com/trees)

Planting the right tree in the right place:  
[arborday.org/trees/righttreeandplace](http://arborday.org/trees/righttreeandplace)

High Fire-Threat District Map:  
[cpuc\\_firemap2.sig-gis.com](http://cpuc_firemap2.sig-gis.com)

California Tree Selections:  
[selectree.calpoly.edu](http://selectree.calpoly.edu)

Climate Zone maps and information are courtesy of *Sunset Western Garden Book*, 2008.

Illustrations Copyright © 2019 Robert O'Brien



### Mind the lines above

Always look up before planting or pruning trees and stay 10 feet or more away from power lines. If you see a downed power line, stay away and **call 911**.

[pge.com/mindthelines](http://pge.com/mindthelines)